



Unionville High School Course Selection Information for Grade 10 Students 2020-2021 School Year



Ontario Secondary School Diploma Requirements (O.S.S.D.)

**12 Elective
Credits**

**Successful
Completion of
Literacy Test**

**18
Compulsory
Credits**

**40 Hours of
Community
Involvement**



GRADUATION REQUIREMENTS

18 compulsory credits

Students must earn the following compulsory credits to obtain the Ontario Secondary School Diploma:

4	credits in English (1 credit per grade)*
3	credits in mathematics (1 credit in Grade 11 or 12)
2	credits in science
1	credit in Canadian history
1	credit in Canadian geography
1	credit in the arts
1	credit in health and physical education
1	credit in French as a second language
0.5	credit in career studies
0.5	credit in civics

In addition, students must complete:

✓	12 optional credits†
✓	40 hours of community involvement activities
✓	the provincial literacy requirement

Plus one credit from each of the following groups:

Group 1:

- English or French as a second language**
- a Native language
- a classical or international language
- social sciences and the humanities
- Canadian and world studies
- guidance and career education
- cooperative education***

Group 2:

- health and physical education
- the arts
- business studies
- French as a second language**
- cooperative education***

Group 3:

- science (Grade 11 or 12)
- technological education
- French as a second language**
- computer studies
- cooperative education***

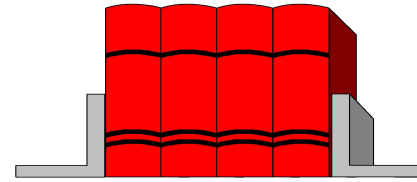
* A maximum of 3 credits in English as a second language (ESL) or English literacy development (ELD) may be counted towards the 4 compulsory credits in English, but the fourth must be a credit earned for a Grade 12 compulsory English course.

** In groups 1, 2 and 3, a maximum of 2 credits in French as a second language can count as compulsory credits, one from group 1 and one from either group 2 or group 3.

*** A maximum of 2 credits in cooperative education can count as compulsory credits.

† The 12 optional credits may include up to 4 credits earned through approved dual credit courses.

The Grade 10 Literacy Test



- A Diploma requirement. Administered in March of the grade 10 year
- A test based on language and communication (reading and writing) expectations of curricula up to and including grade 9
- Accommodations, deferrals and exemptions may be appropriate for some students
- If standard not met in first attempt, schools will provide support; test is re-administered until student successfully completes the test or the Grade 12 Literacy Course

Community Involvement Hours

**Don't
Forget!**

Liability Insurance

You are covered by the Board's insurance plan for liability losses arising from the completion of 40 hours of community involvement activities **ONLY** if the [Notification and Completion of Community Involvement Activities Form](#) is completed and approved by the school **PRIOR** to the commencement of the volunteer activity.

Step 1:

- Pick up a form from Guidance.
- Complete the notification portion of the form and submit to Guidance for approval **prior** to completing your volunteer activities.

Step 2:

- Return to Guidance and collect your form from the Guidance secretary. **If your activity has been approved then you can complete your volunteer activities.**

Please remember...

Volunteer hours must be completed:

- outside of class time
- without pay at a not-for-profit organization
- hours should be completed by end of gr.11

Volunteer and Program Opportunities

Google Classroom

Enrollment Key: bf1jq7

Specialist High Skills Major

Unionville HS has three SHSM Programs!

Business

Arts and Culture

Health and Wellness

- Earn 8-10 required grade 11 and 12 credits in your area of focus
- Test drive your career with a two credit co-op
- Earn industry certifications and training courses ALL FREE OF CHARGE!
- Participate in exciting “Reach Ahead” and “Experiential” opportunities

SHSM Recognition



Ontario Secondary School Diploma Diplôme d'études secondaires de l'Ontario

This Diploma is granted to
Ce diplôme est décerné à

Jane Smith
a student of
élève de

ABC Secondary School

who has fulfilled the requirements for the Ontario Secondary School Diploma
in accordance with the provisions of the Ministry of Education, Ontario
qui a rempli les exigences prescrites pour l'obtention du diplôme d'études secondaires de l'Ontario
en vertu des dispositions du ministère de l'Éducation de l'Ontario



Dated at
Delivré à **Toronto Ontario Canada**

the
ce **20th** day of
jour de **October 1, 2007**

signature
Minister of Education/Ministre de l'Éducation

signature
Principal of School/Directeur de l'école



Ontario Ministry of Education
Ministère de l'Éducation

Sample
Échantillon

School board/School authority
Conseil scolaire/Administration scolaire
Extra Special District School Board
Specialist High Skills Major in / Majeure haute spécialisation en
Construction

**SPECIALIST HIGH SKILLS MAJOR RECORD
RELEVÉ DE LA MAJEURE HAUTE SPÉCIALISATION**

Given Names / Prénoms
Naomi
School / École
VIP Collegiate Institute

OEN / NISO
123456789

Date of Issue / Date de délivrance
June 25, 2007

This record summarizes the requirements met by this student for the above Specialist High Skills Major, earned as part of the Ontario Secondary School Diploma. (See reverse for further details.) / Le présent relevé fait état des exigences satisfaites par l'élève relativement à la majeure précitée, décernée dans le cadre du diplôme d'études secondaires de l'Ontario. (Voir au verso pour de plus amples renseignements.)

Specialist High Skills Major credits earned Crédits octroyés dans le cadre de la majeure haute spécialisation

Course Cours	Credits Crédits	Date completed Date d'achèvement	
		Year / Année	Month / Mois
Construction Technology	11	2006	2
English	11	2006	6
College and Apprenticeship Mathematics	11	2006	6
Construction Technology - Cooperative Education	12	2006	7
English	12	2007	2
Construction Technology - Cooperative Education	12	2007	2
Mathematics for College Technology	12	2007	6

Certifications/Training completed for Specialist High Skills Major Certifications/formations accomplies dans le cadre de la majeure haute spécialisation

Construction Safety Association of Ontario Health & Safety (CSAO) - Basic
Standard First Aid
Workplace Hazardous Materials Information System (WHMIS)
Fall Protection
Energy Star Certification Program
Traffic Control
Elevating Work Platforms

Date completed Date d'achèvement	
Year / Année	Month / Mois
2006	9
2006	10
2006	11
2006	7
2006	10
2007	3
2007	3

- ☒ This student has met the requirements of the Ontario Secondary School Diploma.
L'élève a satisfait aux conditions d'obtention du diplôme d'études secondaires de l'Ontario.
- ☒ This student has completed "Reach Ahead" activities / L'élève a terminé les activités d'anticipation
- ☒ has used the Ontario Skills Passport to document his/her demonstration of essential skills and work habits. / a utilisé le Passeport-compétences de l'Ontario.

Principal of Secondary School / Directeur ou directeur d'école
[Signature]

The collection and maintenance of this information are authorized under the Education Act, R.S.O., 1990, c. E.2, s. 266. Users of this information are supervisory officers and the principal and teachers of the school. This is the official record of the student's completion of the Specialist High Skills Major. The contact person regarding the collection of this information is the principal of the school. / La collecte et la conservation de ces renseignements sont autorisées par la Loi sur l'éducation, L.O.R., de 1990, c. E.2, art. 266. Les renseignements qui y sont versés sont utilisés par les agents de supervision, la direction d'école et le personnel enseignant. Le présent document constitue le relevé officiel de l'achèvement de la majeure haute spécialisation. Pour tout renseignement au sujet de la collecte de ces données, veuillez vous adresser à la direction d'école.

Refer to the Ontario Student Transcript (OST) for the entire summary of the student's course work and diploma requirements completed. / Veuillez vous référer au relevé de notes de l'Ontario pour le sommaire complet des cours terminés et des conditions d'obtention du diplôme satisfaites.

A signed copy of this document is to be filed in the student's Ontario Student Record.
Une copie signée de ce document doit être versée au Dossier scolaire de l'Ontario.

Want to Learn more about SHSM?

Want to Sign Up?

The screenshot displays the SHSM interface. On the left is a dark blue sidebar with navigation links: Home, Who Am I, High School, Continuing Education, Post-Secondary, Work, Money, Guides, and I favourites. The main content area shows a progress bar with three steps: Step 1 (Add Courses), Step 2 (Review Courses), and Step 3 (Submit Courses). A red error message states "Your courses are Not Submitted". Below this is a table for course selection across Grade 10, Grade 11, and Grade 12. A red arrow points from the "SHSM Planner" section, which indicates "Your school offers 3 Specialist High Skills Majors", to the "What is SHSM?" section on the right. Another red arrow points from the "Pathway Eligibility" section to the URL "bit.ly/YRDSBSHSMapp".

	Grade 10 Completed	Grade 11 Completed	Grade 12 Current Year
English	+	+	+
Mathematics	+	+	+
Science	+	+	+
History	+	+	+
Civics/Careers	+	+	+
Course	+	+	+
Course	+	+	+
Course	+	+	+
Course	+	+	+

SHSM Programs

Specialized High Skills Majors combine on-the-job and in-school training to allow you to gain sector-specific skills and knowledge and meet Ontario Secondary School Diploma (OSSD) requirements.

- You will have the opportunity to explore a range of customized learning opportunities.
- You will gain specialized skills and knowledge that will help you to refine your career goals.

Browse SHSM Programs
Explore Programs

Apply to SHSM!
bit.ly/YRDSBSHSMapp

Where to find more information on SHSM in My Pathway Planner

The screenshot shows the 'My Pathway Planner' dashboard. The left sidebar contains navigation links: Home, Who Am I, High School, Continuing Education, Post-Secondary, and Work. The main content area is titled 'Home' and features a 'Complete your IPP Tasks' section with a progress bar at 63%. A 'Files & Resources' overlay is visible on the right, listing three SHSM Business Flyers with 'View' buttons. A red arrow points from a text box to the 'View' button of the first flyer.

Home

Dashboard Tasks Classes Goals Portfolios

Complete your IPP Tasks

63%

Individual Pathways Plan (IPP) Tasks help you plan your education and career while earning prize draws.

[View All Tasks](#) [Show Prizes](#)

Files & Resources

Resources

Resources	My Files
SHSM Business Flyer Direct Link	4126814_F 9 KB
SHSM Arts and Culture Flyer Direct Link	
SHSM Health & Wellness Flyer... Direct Link	

From your Dashboard, scroll to the bottom of the page to look for information on SHSM

Co-operative Education

The screenshot shows a web interface for selecting courses. At the top, it says 'High School' with tabs for 'Plan' and 'Courses'. Below this is a dropdown menu for 'Unionville H.S.'. There are filters for 'Grade' and 'Cooperative Education', with the latter being circled in red. A search bar labeled 'Search Courses...' is also visible. Below the filters, a list of courses is shown under the heading 'Cooperative Education'. The first two items are 'CO-OP ((Any semester, AM or PM))' for Grade 11 and Grade 12, both marked as 'Open'.

IMPORTANT!
Co-op should not be chosen
as an alternate course.

IMPORTANT!

A separate application, including teacher references is required. You can access the co-op application online or speak with a co-op teacher in Room 215. www.uhscoop.com

Co-op has 4 course codes

- Grade 11—COP3X0-Open (Any semester, AM or PM)
- Grade 12—COP4X0-Open (Any semester, AM or PM)
- Grade 12—COP4X4 & COP4X5-Open (Full Day AM & PM)

A Helpful Tip...
***Know what type of
placement you want before
choosing Co-op!***

Choosing Courses

- Select courses in collaboration with your parents, teachers, guidance counselors and student success teachers.
- It is important that students do an honest self-assessment, matching their ability with their interests and aptitudes
- Students often choose a combination of course types to support different learning interests and styles
- Remember, initial decisions are not “final” decisions. There are many pathways to post-secondary destinations

34 Credit Threshold

- Most students will complete 30 credits within four years.
If needed, students **may earn up to 34 credits within five years.**
- While enrolled in their first four consecutive years of secondary school, students may go beyond 34 credits (e.g., music repertoire, summer school, night school, e-learning)
- After secondary school, going beyond the 34 credit threshold is possible with:
 - E-learning
 - Night School
 - Summer School
 - Independent Learning Centre
 - Adult Day School



The 34 Credit Threshold does not apply to:

- Students with an IEP
- International (VISA) students
- To English as a Second Language (ESL) core language courses and/or English Literacy Development core language courses



34 CREDIT
THRESHOLD

UNDERSTANDING THE COURSE CODE ENG 3 U 1

SUBJECT

Eng = English

GRADE

1 = Grade 9
2 = Grade 10
3 = Grade 11
4 = Grade 12

COURSE TYPE

The fifth character (P in this example) refers to the type of course
P = Applied
D = Academic
L = Locally Developed
O = Open
E = Workplace
C = College
M = University/College
U = University

FOR IN SCHOOL
USE

The sixth character (1 in this example) is for in school use
M = Arts Unionville
L = ESL class
8 = Female Gym
9 = Male Gym

Grades 11/12 courses have destinations.

University (degree), ***College*** (degree or diploma), ***work, apprenticeship, armed forces, private college?***

U = University

M = Mixed - University / College

C = College

O = Open

E = Workplace

Please note that grade 12 open level and workplace courses do not count as a university credit, and some universities may limit how many M courses they will accept.

Course Selection

A close-up photograph of a person's hand typing on a laptop keyboard. The image is slightly blurred, focusing on the action of typing. A bright yellow starburst graphic with a red outline is overlaid on the left side of the image, containing the text 'COMPLETED ONLINE'.

**COMPLETED
ONLINE**

**Use the “*My Pathway Planner*”
(*myBlueprint*)**

Accessing *My Pathway Planner*

The screenshot shows the York Region District School Board website. The header includes the logo, navigation links (Careers, Newsroom, Contact Us, Feedback, BWW Login), a staff selection dropdown, and a Google Custom Search bar. A main navigation menu contains links for Home, About Us, Board of Trustees, Schools, Programs & Services, Students, Parents, and Community. Below the menu, a 'You Are Here' breadcrumb shows the path to the Home page. The main content area features several sections: 'Message from the Chair' by Corrie McBain, 'Message from the Director' by Louise Sirisko, 'Choose YRDSB Register Now!', and '2019 Prime Minister's Awards - Nominations are Open!'. On the right, an 'Online Tools' section lists various resources, with 'my PATHWAY planner' highlighted in a red box and a red arrow pointing to it. Other tools include 'Student Tools & Resources', 'Individual Pathways Plan & Online Course Selection', 'School Year Calendar', 'School Locator', and 'Book a School (Permits)'.

York Region DISTRICT SCHOOL BOARD

Inspire Learning!

Careers | Newsroom | Contact Us | Feedback | BWW Login

Staff: --Select an Application--

Google Custom Search Search

Home About Us Board of Trustees Schools Programs & Services Students Parents Community

You Are Here : Home

Google Translate

Message from the Chair
Corrie McBain

Message from the Director
Louise Sirisko

Choose YRDSB Register Now!

2019 Prime Minister's Awards - Nominations are Open!

Online Tools

my PATHWAY planner Individual Pathways Plan & Online Course Selection

Student Tools & Resources

School Year Calendar
Elementary & Secondary Learning Calendars

School Locator
Locate your schools from your address

Book a School (Permits)
Community Use of Schools

News & Events

Grade 8 Information Sessions
October 2, 2018 - January 23, 2019

Winter Break
December 24, 2018 - January 4, 2019

Click on:



STEP 1: Login to your My Pathway Planner

The logo for York Region District School Board features a stylized red and black figure in a dynamic pose, with the word 'York' in red and 'Region' in black. Below this, 'DISTRICT SCHOOL BOARD' is written in black, and 'Inspire Learning!' is in red and black.

my
PATHWAY
planner

Grades 7 - 12
Individual Pathways Plan
and Course Selection

Please login below to access MyPathwayPlanner

Domain:

User name:

Password:

Login

STEP 2: From the Dashboard, click on *Plan Courses*

The screenshot displays a dashboard with a navigation bar at the top containing links for [Dashboard](#), [Tasks](#), [Classes](#), [Goals](#), and [Portfolios](#). The main content area is divided into two sections. The top section, titled "Complete your IPP Tasks", features a progress bar at 16% and a description of Individual Pathways Plan (IPP) Tasks. It includes buttons for "View All Tasks" and "Show Prizes". To the right is a card titled "High School Plan" with the subtitle "Plan Courses to Graduation" and a "100 points" indicator. The bottom section contains two cards. The left card, "High School Progress", shows "Official High School Plan" with "13 credits until graduation" and a "Course Selection is now open!" message. It includes a "Not Submitted" status and a red "X" icon, with a prominent blue "Plan Courses" button at the bottom. The right card, "COMPATIBILITY SURVEYS", is titled "Find your match" and encourages taking a "Who Am I" survey. A large red arrow points from the bottom right towards the "Plan Courses" button in the bottom left card.

[Dashboard](#) [Tasks](#) [Classes](#) [Goals](#) [Portfolios](#)

Complete your IPP Tasks

16%

Individual Pathways Plan (IPP) Tasks help you plan your education and career while earning points for prize draws.

[View All Tasks](#) [Show Prizes](#)

High School Plan

Plan Courses to Graduation

100 points

High School Progress

Official High School Plan

13 credits until graduation

Course Selection is now open!

Not Submitted

[Plan Courses](#)

COMPATIBILITY SURVEYS

Find your match

Take a Who Am I Compatibility survey to find your perfect occupation fit based on real-world job tasks

STEP 3: Add courses to your High School Plan.

Click on **+ Course** to select courses

High School

Plan Courses

Course Selection Resources

Grade 11

View Plans

✖ Your courses are **Not Submitted**

Not returning next year?

1 Step 1
Add Courses

2 Step 2
Review Courses

3 Step 3
Submit Courses

Review Course Selections

Grade 9 Completed	Grade 10 Current Year	Grade 11 Next Year	Grade 12 Plan Ahead
<div>+ English</div>	<div>+ English</div> <div>English</div>	<div>+ English</div>	<div>+ English</div>
<div>+ Mathematics</div>	<div>+ Mathematics</div>	<div>+ Mathematics</div>	<div>+ Course</div>
<div>+ Science</div>	<div>+ Science</div>	<div>+ Course</div>	<div>+ Course</div>
<div>+ French</div>	<div>+ History</div>	<div>+ Course</div>	<div>+ Course</div>

Graduation Indicator

Planned0

Earned0

Required0/30

Total Credits0

View Progress

SHSM Planner

Your school offers 3 Specialist High Skills Majors

Learn More

Pathway Eligibility

After School and Lunch Time Courses

- If you want to add a lunch time or after school course (repertoire/showtime/music theatre), you must first select all your courses and then you may add an additional course. The 'Music Repertoire' category will appear once you do this.
- DO NOT add courses from any category other than the 'Music Repertoire' category. Doing so will result in errors with your course selection and you may not get all the courses you have requested.

Summer School Request

If you are considering a summer school course, please complete the Google form. The link is available at the top of your course planner. Click on '**Course Selection Resources**' and then '**Summer School Plan**'. **DO NOT** select the same course for UHS (ie. if you selected English for summer school, do **NOT** add it to your course planner)

The screenshot shows the 'High School' course planner interface. At the top right, a button labeled 'Course Selection Resources' is highlighted with a red rectangle and a red arrow pointing to it. Below this, the 'Grade 11' section is visible, showing a progress bar with three steps: 'Step 1 Add Courses', 'Step 2 Review Courses', and 'Step 3 Submit Courses'. A red error message states 'Your courses are Not Submitted'. To the right, a 'Graduation Indicator' shows progress for 'Planned', 'Earned', 'Required', and 'Total Credits'. At the bottom, a navigation bar shows 'Grade 9 Current Year', 'Grade 10 Next Year' (highlighted in blue), 'Grade 11 Plan Ahead', and 'Grade 12 Plan Ahead'. An inset window titled 'Course Selection Resources' is shown on the right, with a red arrow pointing to the 'Summer School Plan' link. The inset also contains a link to 'Rsx:SchoolSettings;AdditionalSettingsd_CourseCalendar'.

High School

Plan Courses

Grade 11

View Plans

Graduation Indicator

Planned 0
Earned 0
Required 0/30
Total Credits 0

View Progress

Course Selection Resources

Get access to your school's course selection resources by clicking the links

[Summer School Plan](#)

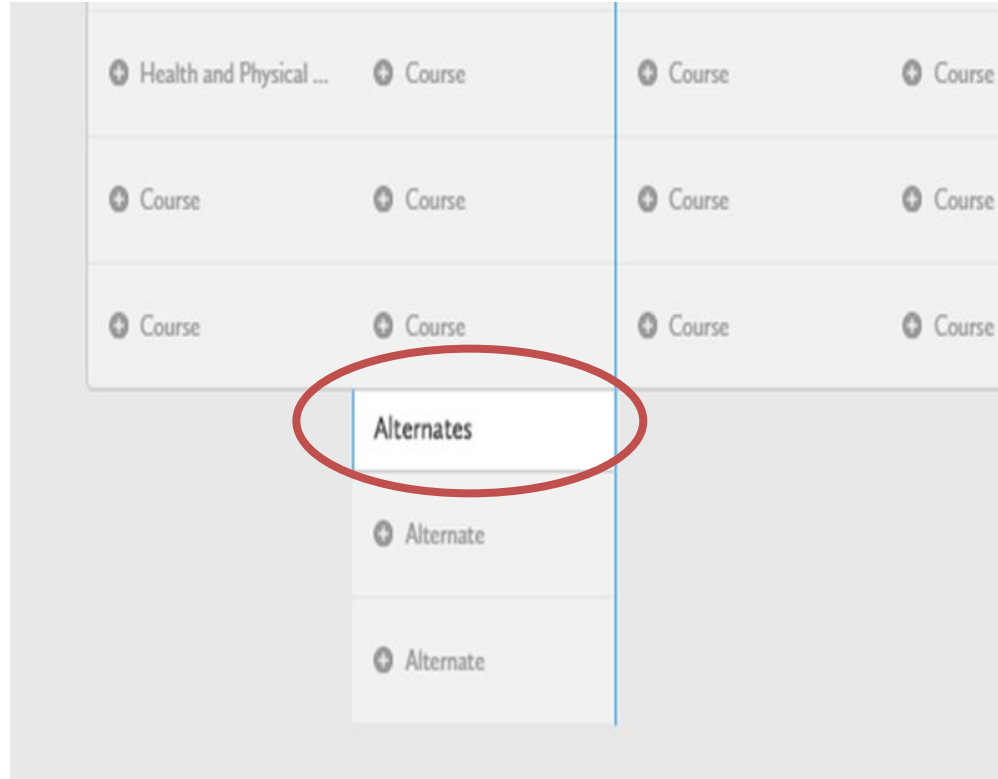
[Rsx:SchoolSettings;AdditionalSettingsd_CourseCalendar](#)

Please note: students can start registering for summer school in the spring

ALTERNATES

You must select **2** alternates in order to submit your course request.

Consider your alternates very carefully. In the event your initial course request cannot be scheduled, your alternate will be used.



The image shows a portion of a web form for submitting a course request. It features a grid of buttons, each with a plus icon and the text "Course". The first button in the top-left cell is labeled "Health and Physical ...". Below the grid, a dropdown menu is open, displaying the word "Alternates" in bold, followed by two options, each with a plus icon and the word "Alternate". A red oval highlights the "Alternates" header in the dropdown menu.

Health and Physical ...	Course	Course	Course
Course	Course	Course	Course
Course	Course	Course	Course

Alternates

- Alternate
- Alternate

STEP 4: Click on *Review Course Selections* to review your chosen courses

Official High School Plan • [Course Calendar](#) [View Plans](#)

✖ Your courses are **Not Submitted**

1 Step 1 Add Courses 2 Step 2 Review Courses 3 Step 3 Submit Courses

Review Course Selections

Grade 9 Next Year	Grade 10 Plan Ahead	Grade 11 Plan Ahead	Grade 12 Plan Ahead
English ENGLD1 • 1 Credit	+ English	+ English	+ English
Foundations of Mathe... MFM1P1 • 1 Credit	+ Mathematics	+ Mathematics	+ Course
Science SNC1D1 • 1 Credit	+ Science	+ Course	+ Course
Learning Strategies I - ... GLS1O1 • 1 Credit	+ History	+ Course	+ Course
Dance ATC1O1 • 1 Credit	+ Civics	+ Course	+ Course
Healthy Active Living ... PPL1OM • 1 Credit	+ Careers	+ Course	+ Course
Food and Nutrition HFN1O1 • 1 Credit	+ Course	+ Course	
Issues in Canadian Ge... CGC1D1 • 1 Credit	+ Course	+ Course	

→

Graduation Indicator

Planned _____ 8
Earned _____ 0
Required _____ 8/30
Total Credits _____ 8


[View Progress](#)


Pathway Eligibility


Apprenticeship _____ 2
College _____ 0
University _____ 0
Workplace _____ 0


STEP 5: Click *Submit Course Selections* to submit courses to your school

Review Courses

 Review your course selections before submitting. Once submitted, you can no longer make changes in myBlueprint.








 Step 1
Add Courses


 Step 2
Review Courses

 Step 3
Submit Courses

[Submit Course Selections](#)

1 Review Course Selections

	ENG1D1 English	No Issues
	MFM1P1 Foundations of Mathematics	No Issues
	SNC1D1 Science	No Issues
	GLS1O1 Learning Strategies I - Skills for Success in Secondary School	No Issues
	ATC1O1 Dance	No Issues
	PPL1OM Healthy Active Living Education	No Issues
	HFN1O1 Food and Nutrition	No Issues



STEP 6: Click *Print Sign-Off Sheet*

Submission Details

! Print Sign-Off Sheet and return signed copy to your school

✓ Step 1
Add Courses

✓ Step 2
Review Courses

3 Step 3
Submit Courses

Print Sign-Off Sheet

Success

Your course selections have been submitted to your Counsellor for review. Please print the Sign-Off Sheet and return the signed copy to your school.

Note: Speak to your Counsellor to discuss any changes that you wish to make to your Course Selections

[Back to High School](#)

STEP 7: Print your *Sign-Off Sheet*



Course Selection Sign Off Sheet

Page 1 of 2

STUDENT LAST14, FIRST14 (18+)	OEN 00001014	SCHOOL Demo High School 1
EMAIL DEMOEMAIL55@DEMO.COM	GRADE 9	

Courses Selected (8)

CODE	COURSE	TYPE	CREDIT	REQUIREMENT	ISSUES
ENG2D1	English	D	1	Eng	
MFM2P1	Foundations of Mathematics	P	1	Math	
SNC2D1	Science	D	1	Sci	
CHC2P1	Canadian History in the 20th century	P	1	His	
PPL2OM	Healthy Active Living Education	O	1	Grp2	
HIF2O1	Exploring Family Studies	O	1	Grp1	
CHV2O1	Civics and Citizenship	O	0.5	Civ	
GLC2O1	Career Studies	O	0.5	Car	
ICS2O1	Introduction to Computer Studies	O	1	Elec.	

Alternate Courses Selected (2)

TCJ2O1	Construction Technology	O	1		
ADA2O1	Drama	O	1		

Ontario Secondary School Diploma Status

	ENG	FRE	MATH	SCI	ART	PE	CIV	CAR	HIS	GEO	GRP1	GRP2	GRP3	COMP.	ELEC.	TOTAL
EARNED	0/4	0/1	0/3	0/2	0/1	0/1	0/5	0/5	0/1	0/1	0/1	0/1	0/1	0/18	0/12	0/30
ON TRACK*	2/4	1/1	2/3	2/2	0/1	1/1	.5/5	.5/5	1/1	1/1	1/1	1/1	1/1	14/18	2/12	16/30

* On Track includes earned, current and next year courses. Students must also complete 40 hours of Community Involvement and the Ontario Secondary School Literacy Test to graduate. Please see your Counsellor for your current status regarding these requirements.

Student Signature: _____ Parent/Guardian Signature: _____


Date: _____

Note: You can reprint this form at any time from the *High School* section of your account

High School

[Plan](#) [Courses](#)

Official High School Plan

 Your courses are **Submitted** November 30, 2018 9:15 AM ET

[Course Calendar](#) [View Plans](#) [Print Sign-Off Sheet](#)

Grade 9 Current Year	Grade 10 Next Year	Grade 11 Plan Ahead	Grade 12 Plan Ahead
English ENG1P1 • 1 Credit	English ENG2P1 • 1 Credit	+ English	+ English
Principles of Mathema... MPM1D1 • 1 Credit	Principles of Mathema... MPM2D1 • 1 Credit	+ Mathematics	+ Religion
Science SNC1P1 • 1 Credit	Science SNC2P1 • 1 Credit	+ Religion	+ Course
Geography of Canada CGC1P1 • 1 Credit	Canadian History in th... CHC2D1 • 1 Credit	+ Course	+ Course
Religious Education HRE1O1 • 1 Credit	Civics & Career Studies CIVCAR • 1 Credit	+ Course	+ Course
Dramatic Arts ADA1O1 • 1 Credit	Religious Education HRE2O1 • 1 Credit	+ Course	+ Course
Core French FSF1P1 • 1 Credit	Construction Technol... TCQ2O1 • 1 Credit	+ Course	+ Course
Healthy Active Living ... PPL1OM • 1 Credit	Healthy Active Living PPL2O1 • 1 Credit	+ Course	+ Course


Graduation Indicator

Planned _____ 16

Earned _____ 0

Required _____ 16/30

Total Credits _____ 16



[View Progress](#)

SHSM Planner

Your school offers 2 Specialist High Skills Majors

[Learn More](#)

Pathway Eligibility

Apprenticeship _____ 38

College _____ 278

Community Living [View](#)

Course Selection Submission

✓ Clicking on the
"Submit" button will
produce a

**Submit button goes live
on**

Monday February 12!
FINAL DATE TO SUBMIT:
FEBRUARY 24

"Course
Sign-off Sheet" is
created and must be
printed

Course Selection Sign Off Sheet Page 1 of 2

STUDENT LAST14, FIRST14 (18+)	SEN 00001014	SCHOOL Demo High School 1
----------------------------------	-----------------	------------------------------

Submit to your homeroom teacher by **FEBRUARY 26th**

Alternate Courses Selected (2)

TCJ2O1	Construction Technology	O	1		
ADA2O1	Drama	O	1		

Ontario Secondary School Diploma Status

	ENG	FRE	MATH	SCI	ART	PE	CIV	CAR	HIS	GEO	GRPS	GRP2	GRP3	COMP	ELEC	TOTAL
EARNED	0/4	0/1	0/3	0/2	0/1	0/1	0/5	0/5	0/1	0/1	0/1	0/1	0/1	0/18	0/12	0/30
ON TRACK*	2/4	1/1	2/3	2/2	0/1	1/1	5/5	5/5	1/1	1/1	1/1	1/1	1/1	14/18	2/12	16/30

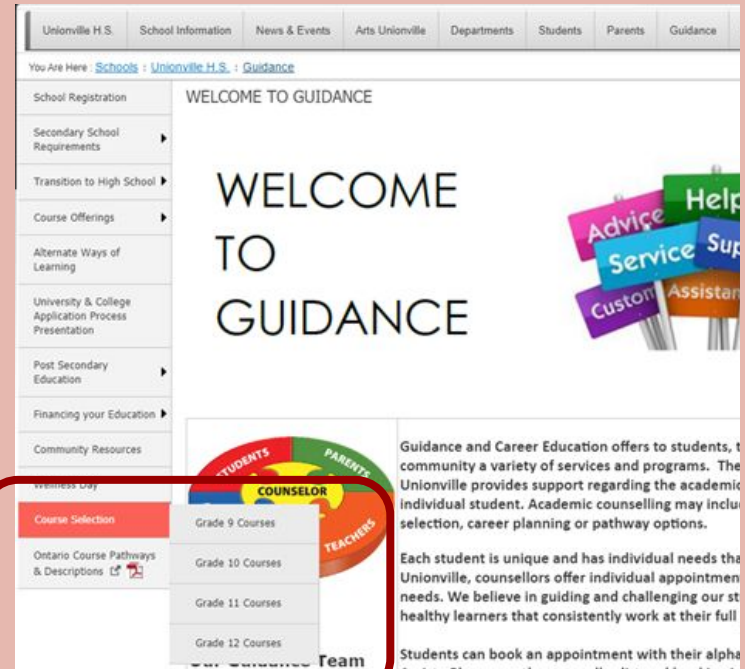
* On Track includes earned, current and next year courses. Students must also complete 40 hours of Community Involvement and the Ontario Secondary School Literacy Test to graduate. Please see your Counsellor for your current status regarding these requirements.

Student Signature: _____ Parent/Guardian Signature: _____
Date: _____

A copy of these instructions will be found in the
Course Selection Information--Google Classroom.
Join using the code: **us43vmc**

AND

**Under the Guidance tab
on the UHS Website**



Timelines



February 11th

- ❖ Course Selection Information day. Please see specific subject location list on google classroom: **us43vmc**

February 12th

- ❖ Submit button is “live”

February 12th-24th

- ❖ “Drop In” periods 1 to 5 in the Guidance office for students who need help with course selection. **Come during your lunch!**

February 24

- ❖ **Course selection submitted in My Pathway Planner**
- ❖ Course Request Sign Off Sheet due to homeroom teacher (no later than February 26th)

NEW to GUIDANCE

The Guidance Department is happy to announce our new mobile pop-up Guidance Shop starting the week of February 10th.

A guidance counsellor will be available once a week in the atrium during period 2 or 3 or 4.



**Thank you for listening, you
may now return to class.**



That's all Folks!